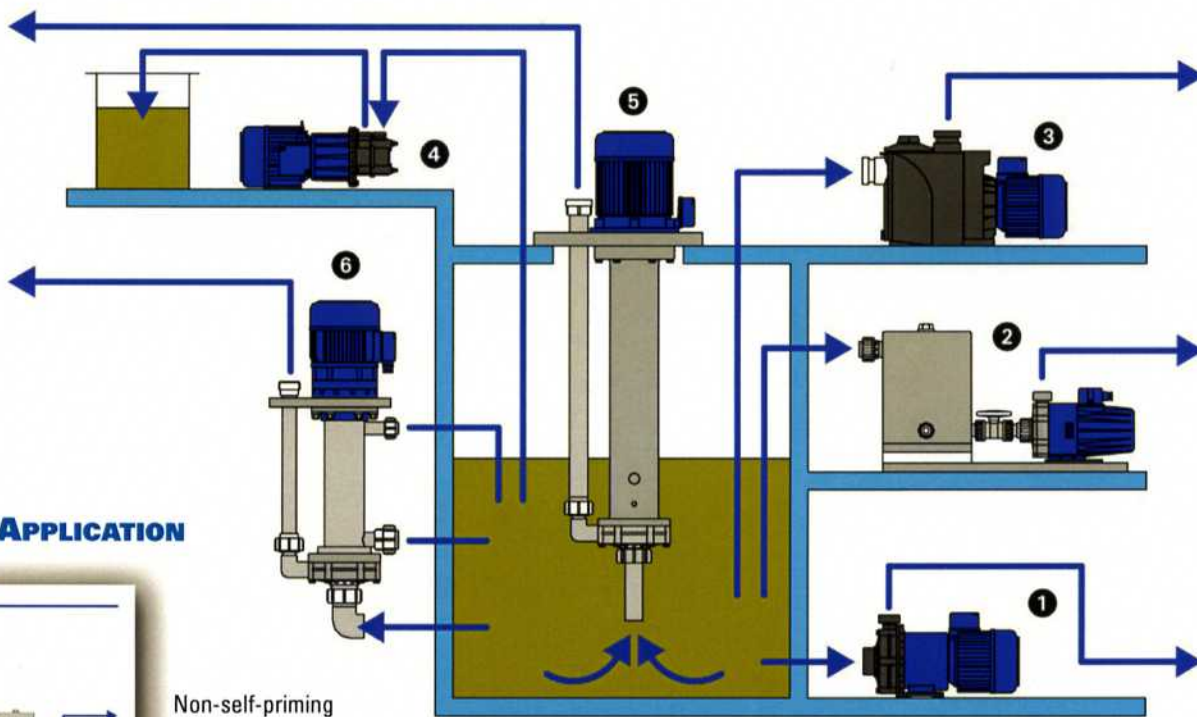
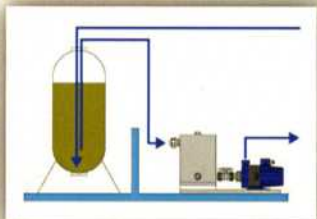


CHOOSING THE RIGHT PUMP GUARANTEES SAFE AND RELIABLE OPERATION.

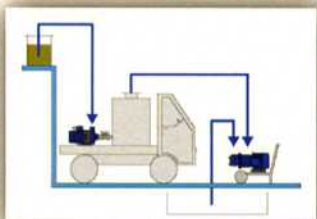
CHOICE OF PUMPS



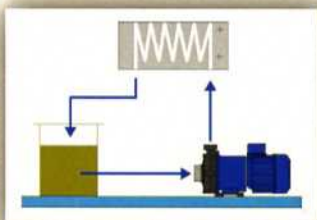
RANGES OF APPLICATION



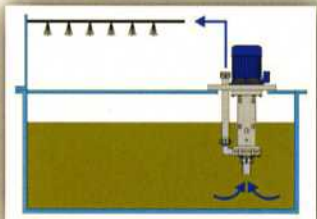
Non-self-priming centrifugal RM pump with extra priming tank



Installation on a transport vehicle



Non-self-priming centrifugal RM pump with heat exchanger



Centrifugal immersion pump of the RT type

- 1 Non-self-priming magnetically coupled centrifugal pumps of the RM type
- 2 Non-self-priming magnetically coupled centrifugal RM pumps with extra priming tank
- 3 Self-priming magnetically coupled centrifugal pumps of the RMB type
- 4 Self-priming side-channel pumps of the RMS type
- 5 Vertical centrifugal immersion pumps of the RT type for wet-pit operation
- 6 Vertical centrifugal immersion pumps of the RTA type for dry-well installation

